



1.1.38

BEST 421

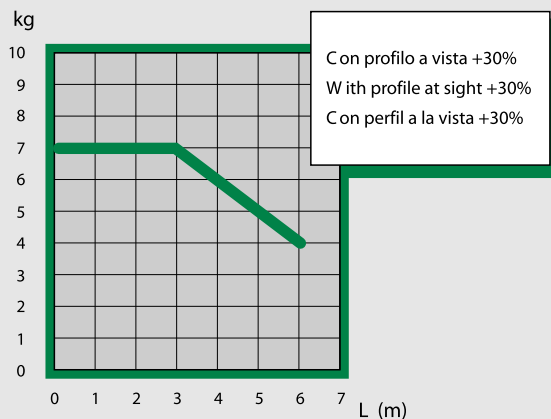


Lismarca





PORTATA TENDE - CURTAIN WEIGHT - PESO CORTINAS



UTILIZZI - USE - USO

SISTEMA ULTRAPIATTO PER TENDE ARRICCIATE AD USO PRINCIPALMENTE DOMESTICO . IL RIDOTTO INGOMBRO LO RENDE ADATTO IN PRESENZA DI SERRAMENTI IN ALLUMINIO .

- Azionamento con corde
- Indicato per tendaggi L 600 cm max ed H 300 cm di peso fino 4 kg
- L'apertura può essere centrale, laterale, multipla o asimmetrica
- Il sistema è indicato per installazioni a soffitto tramite chavette in acciaio a scomparsa.
- Lo scorrimento delle corde d'azionamento avviene in canali paralleli indipendenti.
- Lo scorrimento è garantito da scivoli autolubrificanti in polietilene

ULTRA -FLAT DRAPED CURTAIN SYSTEM MAINLY FOR DOMESTIC USE . THE LIMITED OVERALL SIZE MAKES IT SUITABLE FOR USE WITH ALUMINIUM FRAMES .

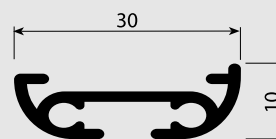
- Cord operated
- For use with curtains 600 cm W max. and 300 cm H weighing up to 4 kg
- The opening can be central, lateral, multiple or asymmetric
- The system is suitable for ceiling installations using inset steel keys.
- The operating cords run in independent side-by-side channels
- Sliding is guaranteed by self-lubricating polyethylene slides

SISTEMA ULTRAPLANO PARA CORTINAS ENCRSPADAS DE USO PRINCIPALMENTE DOMESTICO . LAS DIMENSIONES REDUCIDAS LO HACEN ADECUADO EN EL CASO DE EMPLEARSE VENTANAS DE ALUMINIO

- Accionamiento mediante cuerdas
- Adecuado para cortinas anchura máx. 600 cm y H 300 cm, con peso de hasta 4 kg
- La apertura puede ser central, lateral, múltiple o asimétrica
- Este sistema es indicado para montajes en techo mediante chavetas de acero ocultables.
- El deslizamiento de las cuerdas de accionamiento se verifica en canales paralelos independientes.
- El deslizamiento se efectúa mediante deslizaderas autolubrificantes de polietileno

CARATTERISTICHE - DESCRIPTION CARACTERÍSTICAS

1:1

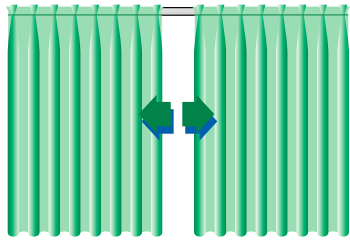


- Profilo in lega d'alluminio estrusa 6060 T6 UNI 8278
- Larghezza 30 mm - Altezza 10 mm
- Canale di scorrimento: 6 mm
- Finiture superficiali
verniciatura poliester bianco RAL 9016; poliester nero RAL 9005 anodizzato argento - oro - bronzo
- Carrucoli in termoplastico antiurto con ruote su perni in acciaio
- Sormonto in acetilica autolubrificante da 5,5 cm
- Accessori in acetilica autolubrificante

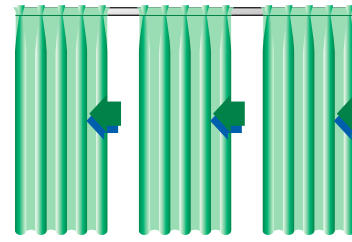
- 6060 T6 UNI 8278 extruded aluminium alloy track
- Width 30 mm - Height 10 mm
- Sliding channel 6 mm
- Surface finishes
RAL 9016 white polyester paint; RAL 9005 black polyester paint silver - gold - bronze anodised
- Shockproof thermoplastic pulleys with wheels on steel journals
- 5.5 cm self-lubricating acetylic overlap
- Self-lubricating acetylic accessories

- Perfil en aleación de aluminio extruida 6060 T6 UNI 8278
- Anchura 30 mm - Altura 10 mm
- Canal de deslizamiento 6 mm
- Acabados de las superficies
pintura poliéster blanca RAL 9016; poliéster negra RAL 9005 anodizado plata - oro - bronce
- Garruchas de termoplástico antigolpe con ruedas sobre pernos de acero
- Sobreposición de acetálico autolubrificante de 5,5 cm
- Accesorios de acetálico autolubrificante

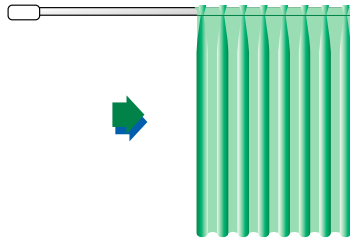
APERTURA - OPENING - APERTURA



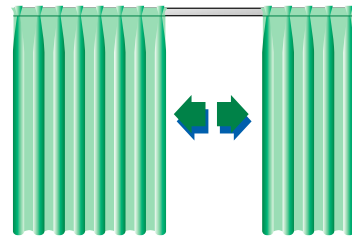
- Centrale
- Central
- Central



- Multipla
- Multiple
- Multiple

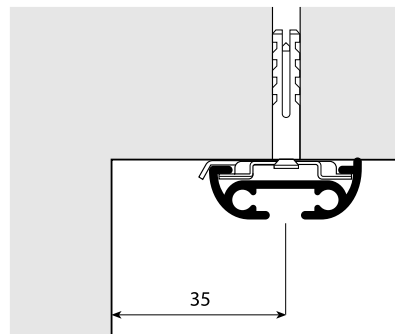
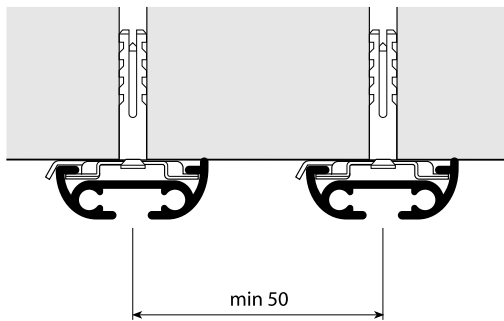


- Laterale
- Lateral
- Lateral



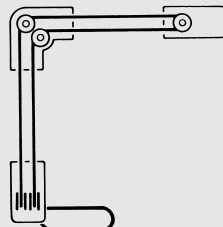
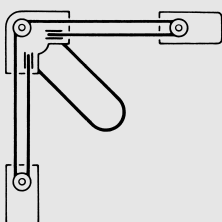
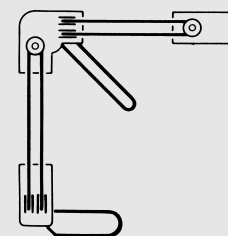
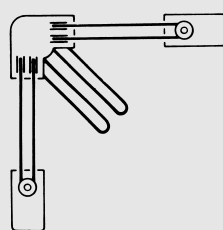
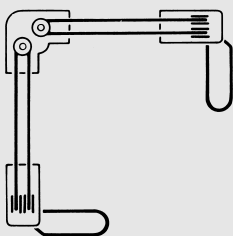
- Asimmetrica
- Asymmetric
- Asimetrica

INSTALLAZIONE - INSTALLATION - INSTALACIÓN





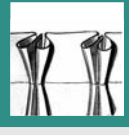


- L'installazione si effettua utilizzando le chiavette art.4161 e le apposite sedi sulle carrucole alle estremità.
- The installation is done by using the keys art.4161 and the proper seats on the pulleys.
- La instalacion se efectua mediante el soporte 4161, en los extremos, las poleas estan preparadas para sujecion directa a techo.

ANGOLI - ANGLES - ÁNGULOS



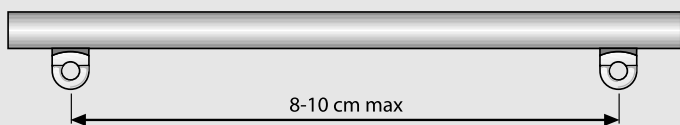
- La carrucola autoportante 4496 offre le più svariate soluzioni di apertura e relativa caduta corda.
- The self-supporting pulleys 4496 offer the most suitable solutions for the opening and various cord movement.
- La palea autoportante 4496 permite las mas grande soluciones de apertura y accionamiento.

CONFEZIONI CONSIGLIATE - SUGGESTED STYLES OF CURTAINS TIPOS DE CONFECCIÓN

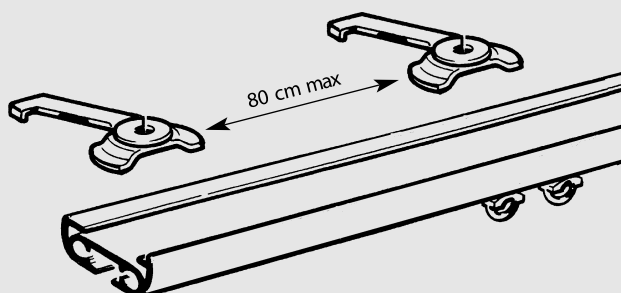
← →		nastro - tape - cinta
	1:2	art. 770 - h 65 mm art. 768 - h 30 mm
	1:1,5	art. 773 - h 90 mm art. 387
	1:2	art. 773 - h 90 mm art. 387
	1:2	art. 768 - h 30 mm art. 738 - h 65 mm
	1:2	art. 768 - h 30 mm art. 738 - h 65 mm

← →
INDICA IL RAPPORTO DI ARRICCIATURA
IT SHOWS THE SPACE BETWEEN THE PLEATS
RAPPORT DE FRUNCIDO

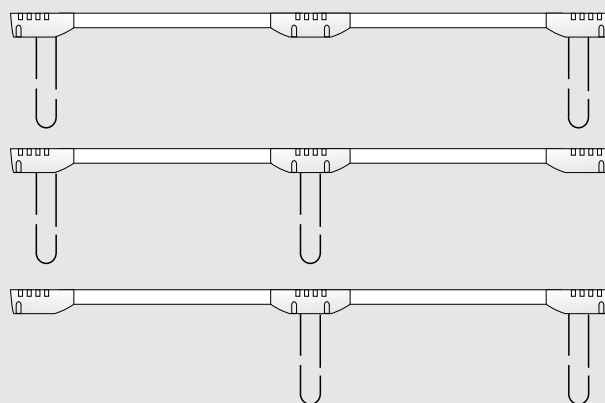
SCIVOLI - GLIDERS - CORREDERAS



POSIZIONAMENTO SUPPORTI - SUPPORT POSITIONING DISTANCIA ENTRE SOPORTES

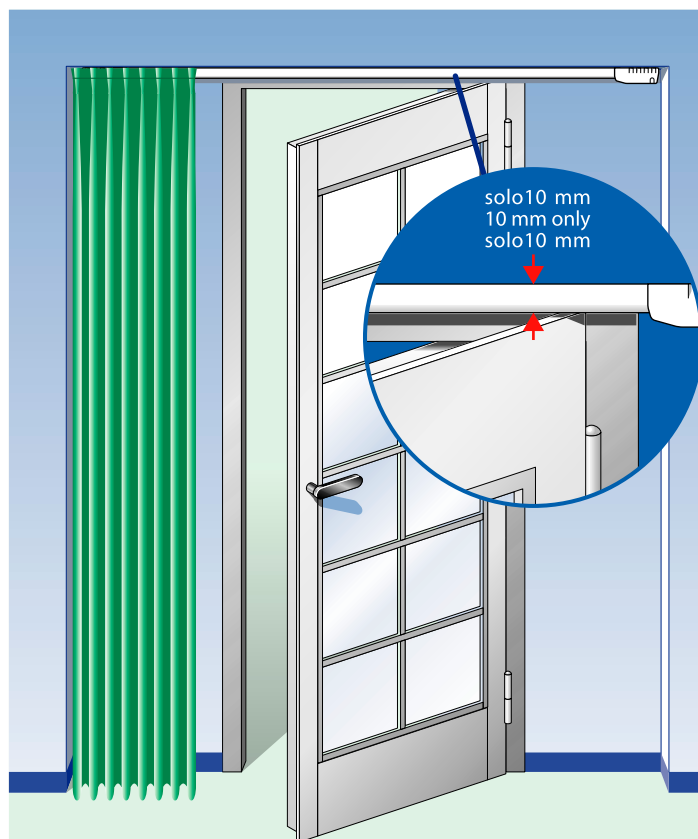


CARRUCOLA INTERMEDIA - INTERMEDIATE RETURN PULLEY POLEA INTERMEDIA



art. 4487

SISTEMA ULTRASOTTILE - ULTRA-FLAT SYSTEM SISTEMA ULTRAPLANO



- Il sistema Best 421 con soli 10 mm di altezza è il sistema ideale per installazione su serramenti di alluminio
- Best 421 track being only 10 mm high is the ideal for installation on aluminium frames
- El perfil Best 421 tiene un espesor de 10 mm; ello hace especialmente recomendado su uso en carpintería de aluminio

